



Revolutionizing The Flooring Industry

CENTRAL TO OUR BUSINESS IS AN
UNWAVERING COMMITMENT TO
EXCELLENCE.

WE STRIVE FOR THE UTMOST **QUALITY**
IN OUR PRODUCTS AND PUSH
BOUNDARIES IN **DESIGN.**



TABLE OF CONTENTS

INTRODUCTION	4-5
SPC COLLECTIONS WITH TG® TECHNOLOGY TRUEGROUT®	6 -19
SPC COLLECTIONS WITH TG® TECHNOLOGY TRUEGROOVE®	20-29
SPC COLLECTIONS	30-37
VINYL GLUE DOWN	38-41
LOOSE LAY	42-45
LAMINATES	46-53
ENGINEERED WOOD COLLECTIONS	54-59



INTRODUCTION

Quickstyle has been a driving force in the hard-surface flooring industry for the past 30 years.

We are dedicated to staying ahead of the curve and providing up-to-date products by exploring the latest developments in design and technology.

Our customer-centric approach is at the core of everything we do. We strive to understand and exceed the unique needs and preferences of each customer.





SPC COLLECTIONS

WITH TRUEGROUT[®] TECHNOLOGY





TRUEGROUT®
TECHNOLOGY

By QUICKSTYLE

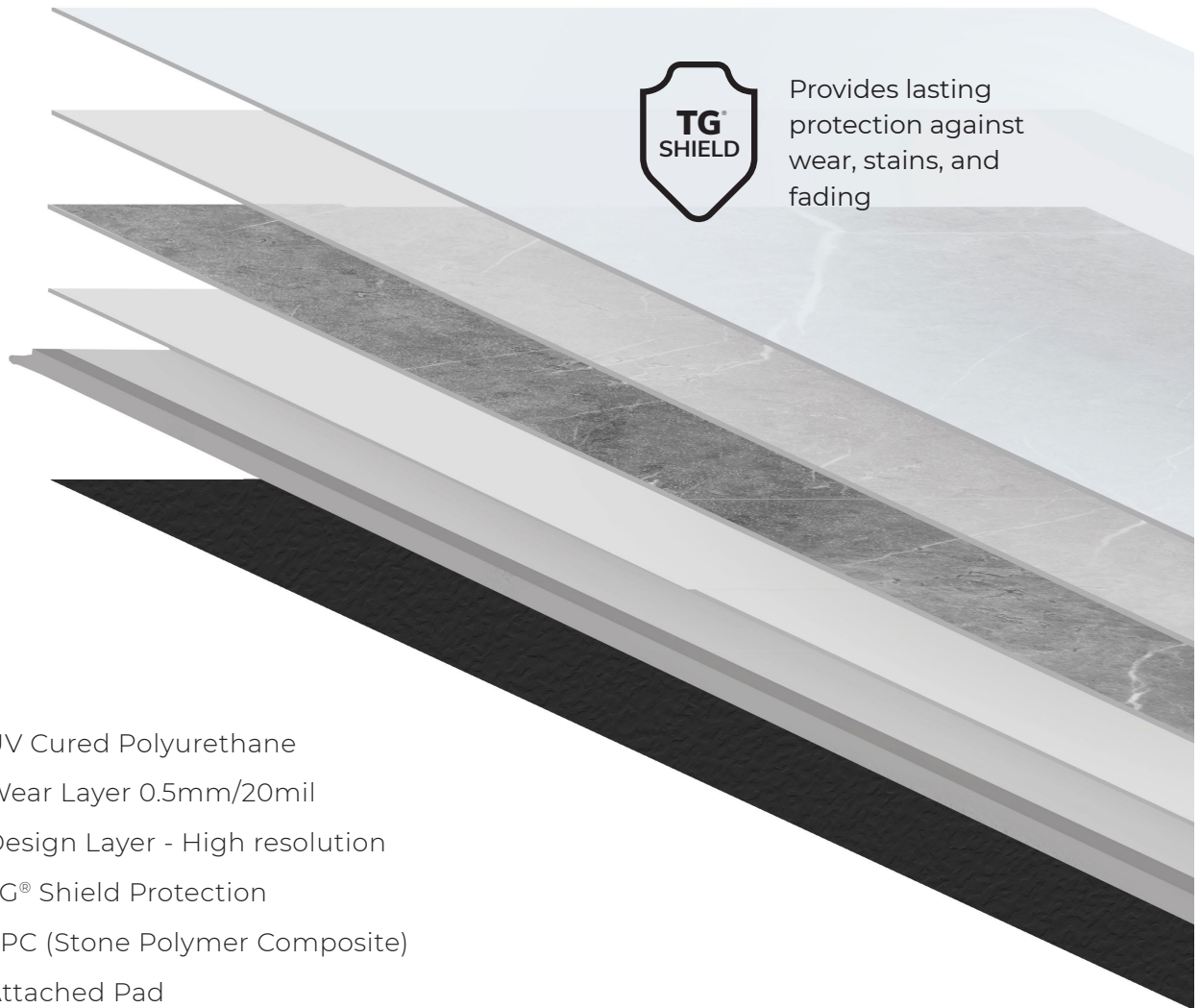
HIGHLIGHTS

Introduced in 2016, TRUEGROUT® includes a central grout line in each tile, mimicking two separate pieces on one panel for easy, stunning staggered patterns.

This significantly reduces installation time, making it a more cost-effective solution.

- Unique visual appeal and redefines SPC flooring
- Features precisely engineered grout lines around each plank
- Central grout line on each tile executed with laser precision
- Allows for staggered or aligned patterns
- Versatile and easy installation

CONSTRUCTION DETAIL



1. UV Cured Polyurethane
2. Wear Layer 0.5mm/20mil
3. Design Layer - High resolution
4. TG® Shield Protection
5. SPC (Stone Polymer Composite)
6. Attached Pad



Mess Free
Hassle Free
No Grout Needed



100%
Waterproof



Limited
Lifetime
Residential
Warranty



15 Year Light
Commercial
Warranty

- Stunning realistic tile visuals
- Immediate foot traffic after installation
- Ceramic bead 0.5mm wear layer offering superior resistance to scratches, wear, and tear
- Can be installed over most existing floors

SUPREMA  TRUEGROUT®



BASILICA / SPC-703-2039-7




Colosseo
SPC-703-1192-H15




Duomo
SPC-703-1192-H13



Fortezza
SPC-703-1192-H04



Palazzo
SPC-703-1192-7



Basilica
SPC-703-2039-7

PRODUCT INFORMATION

Visual Look : Tile 24" x 24"

Dimensions : 24.5" x 49" (620mm x 1240mm)

Planks per box : 4

Boxes/Pallet : 35

Coverage/Box : 33.10 ft² (3.075m²)

Total thickness : 5 mm (³/₁₆")

Wear Layer : 0.5 mm / 20 MIL

Installation: Droploc

Lifetime Limited Residential Warranty

Light Commercial 15 Year Warranty

MUZEO

TG TRUEGROUT®

MONET / SPC-500-2124H-03



Matisse

SPC-500-2124H-04



Renoir

SPC-500-2124H-09



Botticelli

SPC-500-2124H-02



Da vinci

SPC-500-2124H-07



Monet

SPC-500-2124H-03

PRODUCT INFORMATION

Visual Look : Tile 12" x 24"

Dimensions : 12" x 48" (305mm x 1220mm)

Planks per box : 6

Boxes/ Pallet : 45

Coverage/Box : 24.03 ft² (2.232 m²)

Total thickness : 5 mm (³/₁₆")

Wear Layer : 0.5 mm / 20 MIL

Installation: Droploc

Lifetime Limited Residential Warranty

Light Commercial 15 Year Warranty

MILANO

TC TRUEGROUT®



LUNA / SPC-727-SH2554-03




Bianco

SPC-727-SH2554-07




Fresco

SPC-727-YJ2554-W



Luna

SPC-727-SH2554-03



Terrazzo

SPC-727-SH2554-04



Grigio

SPC-727-YJ2554-B

PRODUCT INFORMATION

Visual Look : Tile 12" x 24"

Dimensions : 12" x 48" (308mm x 1220mm)

Planks per box : 7

Boxes/Pallet : 45

Coverage/Box : 28.31 ft² (2.630m²)

Total thickness : 5.5 mm (7/32") includes 1mm PAD

Wear Layer : 0.5 mm / 20 MIL

Installation: Droploc

Lifetime Limited Residential Warranty

Light Commercial 15 Year Warranty

ATTICA

TC[®] TRUEGROUT[®]



MONZA / SPC-715-CDM221-11




Poros
SPC-715-VL89710-002



Rhodes
SPC-715-CDM2089-02



Rimini
SPC-715-YC8170-13



Corfu
SPC-715-89719-006



Monza
SPC-715-CDM221-11

PRODUCT INFORMATION

Visual Look : Tile 18" x 18"

Dimensions : 18" x 36" (470mm x 940mm)

Planks per box : 6

Boxes/Pallet : 40

Coverage/Box : 28.53 ft² (2.650m²)

Total thickness : 5 mm (³/₁₆")

Wear Layer : 0.5 mm / 20 MIL


Installation: Droploc

Lifetime Limited Residential Warranty


Light Commercial 15 Year Warranty

EXCEL

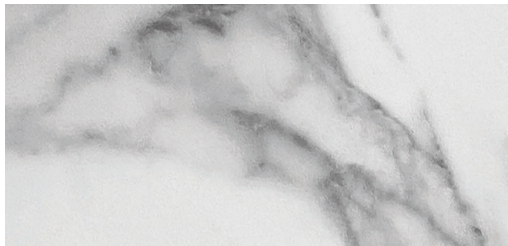




Peppermint
SPC-704-1192H-05



Thyme
SPC-704-1192H-14



Tea Tree
SPC-704-2039-7



Bergamot
SPC-704-2125H-09



Black Spruce
SPC-704-1192-7

PRODUCT INFORMATION

Visual Look : Tile 12" x 18"

Dimensions : 12" x 37" (308mm x 940mm)

Planks per box : 8

Boxes/Pallet: 45

Coverage/Box : 24.93 ft² (2.316m²)


Total thickness : 5.5 mm (7/32") includes 1mm PAD

Wear Layer : 0.3 mm / 12 MIL

Installation: Droploc

Lifetime Limited Residential Warranty

Light Commercial 15 Year Warranty



SPC COLLECTIONS

WITH TRUEGROOVE[®] TECHNOLOGY





TG[®]

TRUEGROOVE[®]



TRUEGROOVE®
TECHNOLOGY

By

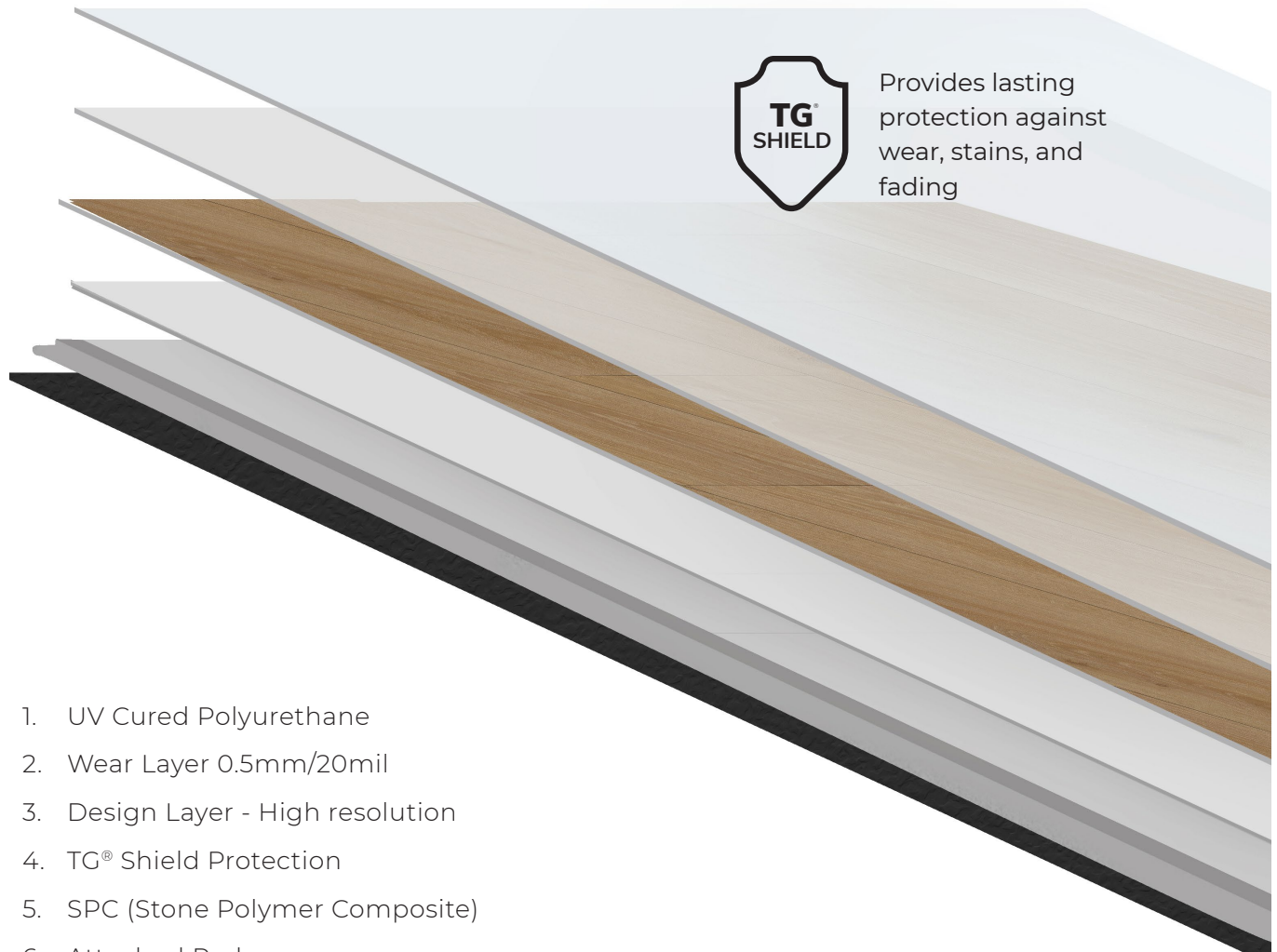
QUICKSTYLE

HIGHLIGHTS

TRUEGROOVE® revolutionizes flooring with uniform, color-coordinated grooves on all four sides, creating a seamless, high-end look that mimics natural wood without the hassle of traditional hardwood.

- Realistic natural wood visuals
- Attached pad enhances comfort and reduces noise
- The rigid core prevents expansion and contraction for superior durability
- Versatile and easy installation
- Ready for immediate foot traffic after installation

CONSTRUCTION DETAIL



1. UV Cured Polyurethane
2. Wear Layer 0.5mm/20mil
3. Design Layer - High resolution
4. TG® Shield Protection
5. SPC (Stone Polymer Composite)
6. Attached Pad



Pad
Attached



100%
Waterproof



Limited
Lifetime
Residential
Warranty



15 Year Light
Commercial
Warranty

- Grooves are protected against wear, stains, and fading with TG® Shield protection
- Immediate foot traffic after installation
- Ceramic bead 0.5mm wear layer offering superior resistance to scratches, wear, and tear
- Can be installed over most existing floors

ASPETTO

TC TRUEGROOVE®

**RANDOM LENGTH FLOORING
NATURAL HARDWOOD VISUALS**


WHITE OAK / SPC-716-88065-001




Maple
SPC-716-JC6051-3



Red Oak
SPC-716-1500-007-62



Cherry
SPC-716-JC6080-4



American Walnut
SPC-716-CD311-05



White Oak
SPC-716-88065-001

PRODUCT INFORMATION

Visual Look : Hardwood

Dimensions : 5" x 48" (127mm x 1220mm)
With Random Lengths

Coverage/Box : 19.70 ft² (1.830 m²)

Boxes/Pallet: 56

Total thickness : 5.5 mm (7/32") includes 1mm PAD

Wear Layer : 0.5 mm / 20 MIL

Installation: Droploc

Lifetime Limited Residential Warranty

Light Commercial 15 Year Warranty

VISTA



TRUEGROOVE®



RANDOM LENGTH FLOORING
ENGINEERED HARDWOOD VISUALS

COMO / SPC-720-88081XL-003



Verona
SPC-720-VL88188-001



Amalfi
SPC-720-89028-008



Aurora
SPC-720-88081XL-007



Bari
SPC-720-88081XL-006



Como
SPC-720-88081XL-003

PRODUCT INFORMATION

Visual Look : Hardwood

Dimensions : 7" x 60" (178mm x 1524mm)
With Random Lengths

Coverage/Box : 23.89 ft² (2.219m²)

Boxes/Pallet : 70

Total thickness : 5.5 mm (⁷/₃₂") includes 1mm PAD

Wear Layer : 0.5 mm / 20 MIL

Surface: Embossed

Installation: Droploc

Lifetime Limited Residential Warranty
Light Commercial 15 Year Warranty

VENETO

HERRINGBONE
COLLECTION



TRUEGROOVE®



BORGHESE / SPC-714-VL88218L-002



Borghese
SPC-714-VL88218L-002



Palatine
SPC-714-VL88218L-004



Trevi
SPC-714-VL88218L-005



Prati
SPC-714-342L-13



Pantheon
SPC-714-VL88218L-001

PRODUCT INFORMATION

Visual Look : Natural Wood

Dimensions : 5" x 30" (125mm x 750mm)

Planks per box : 20

Boxes/Pallet: 40

Coverage/Box : 20.18 ft² (1.875 m²)

Total thickness : 5.5 mm (7/32") includes 1mm PAD

Wear Layer : 0.5 mm / 20 MIL

Installation: Droploc

Lifetime Limited Residential Warranty

Light Commercial 15 Year Warranty

SPC COLLECTIONS

STONE POLYMER COMPOSITE



DELTA

SPC
COLLECTION



HONEY TRUFFLE / SPC-736-FHWL3072-7



Vanilla Cream
SPC-736-K3093-1



Pearl Gray
SPC-736-VL88104-006



Mocha Maple
SPC-736-K3039-1



Soft Sand Oak
SPC-736-AM1024-19



Honey Truffle
SPC-736-FHWL3072-7

PRODUCT INFORMATION

Visual Look : Natural Wood

Dimensions : 7" x 48" (182mm x 1220mm)

Planks per box : 10

Boxes/Pallet : 55

Coverage/Box : 23.90 ft² (2.220 m²)

Total thickness : 5 mm (³/₁₆") includes 1mm PAD

Wear Layer : 0.3 mm / 12 MIL

Installation: Droploc

Lifetime Limited Residential Warranty

Light Commercial 7 Year Warranty

ARIA

SPC
COLLECTION



HARMONIE / SPC-735-AM1601-1




Tempo
SPC-735-88206-001



Harmonie
SPC-735-AM1601-1



Melodie
SPC-735-VL88222L-004



Encore
SPC-735-VL88222L-003



Solo
SPC-735-CDW220505EL-04

PRODUCT INFORMATION

Visual Look : Natural Hardwood
Dimensions : 7" x 48" (182mm x 1220mm)
Planks per box : 8
Boxes/Pallet : 50
Coverage/Box : 19.12 ft² (1.776 m²)

Total thickness : 7 mm (includes 1mm EVA pad)
Wear Layer : 0.5 mm / 20 MIL
Installation : Droploc
Lifetime Limited Residential Warranty
Light Commercial 15 Year Warranty

BELLEVUE

SPC
COLLECTION



SOLARA/ SPC-740-88152-7



Luma
SPC-740-5024-14



Serra
SPC-740-8885-1



Alto
SPC-740-686-7



Solara
SPC-740-88152-7



Dune
SPC-740-88069-3

PRODUCT INFORMATION

Visual Look : Natural Hardwood

Dimensions : 9" x 72" (228mm x 1830mm)

Planks per box : 4

Boxes/Pallet : 52

Coverage/Box : 17.96 ft² (1.668 m²)

Total thickness : 8 mm (includes 1.5mm IXPE pad)

Wear Layer : 0.5 mm / 20 MIL (Registered Embossed)

Installation : 5G click

Lifetime Limited Residential Warranty

Light Commercial 15 Year Warranty

VINYL GLUE DOWN

COLLECTION



METROPOLIS

VINYL GLUE DOWN
COLLECTION





Saint Laurent
300-VL88292L-005



Jasper
300-VL88231L-004



Abbey
300-VL88218L-004



Savile
300-VL88206L-004



Victoria
300-VL88174L-001

PRODUCT INFORMATION

Visual Look : Natural Wood

Dimensions : 7.25" x 48" (184mm x 1219mm)

Planks per box : 16

Boxes/Pallet : 50

Coverage/Box : 38.67 ft² (3.592 m²)

Total thickness : 3 mm (1/8")

Wear Layer : 0.5 mm / 20 MIL

Installation : Glue Down

Lifetime Limited Residential Warranty

Light Commercial 15 Year Warranty

LOOSE LAY

COLLECTION



SAVONA

LOOSE LAY
COLLECTION



CHABLIS / 500-KW7820



Chablis
500-KW7820



Bordeaux
500-KW7897



Alba
500-KW5103



Chianti
500-KW6725



Syrah
500-KW5101

PRODUCT INFORMATION

Visual Look : 100% Vinyl wood visual
Dimensions : 7" x 48" (177mm x 1219mm)
Planks per box : 10
Boxes/Pallet : 45
Coverage/Box : 23.33 ft² (2.17 m²)

Total thickness : 5 mm
Wear Layer : 0.5 mm / 20 MIL
Installation : Loose Lay - Square Edge - Non Skid Back
Lifetime Limited Residential Warranty
Light Commercial 15 Year Warranty

LAMINATE

COLLECTIONS



ALPINE

LAMINATE COLLECTION

WATERPROOF





Monviso
L-723-FC062-12



Denali
L-723-FSX06-12



Ventoux
L-723-FW004-12



Mousa
L-723-FXL038-12



Santis
L-723-FSX07-12

PRODUCT INFORMATION

Visual Look : Natural Wood

Dimensions : 7 5/8" x 47 5/16" (195mm x 1202mm)

Planks per box : 8

Boxes/Pallet : 40

Coverage/Box : 20.18 ft² (1.875 m²)

Total thickness : 12 mm (1/2") - WATERPROOF

Surface : AC5 - Textured finish

Installation : Droploc

Residential 30 years limited warranty

Light Commercial 5 Year Warranty

ATELIER

LAMINATE
COLLECTION

WATERPROOF



TOILE / L-735-AF2055



Toile
L-735-AF2055



Jute
L-735-AF2056



Patine
L-735-SH0073



Velours
L-735-SH2503



Raphia
L-735-SH2505

PRODUCT INFORMATION

Visual Look : Natural Wood

Dimensions : 6.5" x 48" (165mm x 1215mm)

Planks per box : 10

Boxes/Pallet : 48

Coverage/Box : 21.58 ft² (2.004 m²)

Total thickness : 12 mm WATERPROOF

Surface : AC4 - Registered Embossed

Installation : Droploc

Residential 30 years limited warranty

Light Commercial 5 Year Warranty

RIVIERA

LAMINATE
COLLECTION

WATERPROOF



MARSEILLE / L-736-K0138-6



Tropez
L-736-12004



Monaco
L-736-12005



Brunello
L-736-12009



Azur
L-736-9060-6



Marseille
L-736-K0138-6

PRODUCT INFORMATION

Visual Look : Natural Wood

Dimensions : 7.68" x 48" (195mm x 1215mm)

Planks per box : 8

Boxes/Palette : 50

Coverage/Box : 20.40 ft² (1.895 m²)

Total thickness : 12 mm - WATERPROOF

Surface : AC4 - Wood Embossed - Micro V

Installation : Droploc

Residential 30 years limited warranty

Light Commercial 5 Year Warranty

ENGINEERED WOOD

COLLECTIONS



STRATO SELECT

ENGINEERED
HARDWOOD

CIRRUS / 2095-NA01

300h Waterproof




Eclipse
2095-24QI-3




Solenne
2095-24QI-12



Nova
2095-24QI-4



Cirrus
2095-NA01



Altura
2095-DC01

PRODUCT INFORMATION

Visual Look : Natural Wood

Dimensions : 6" x 48" (150mm x 1200mm)
With Random Lengths

Boxes/Pallet : 54

Coverage/Box : 15.50 ft² (1.44 m²)

Total thickness : 12.7 mm (½") - WATERPROOF

Wear Layer : 0.6 MM top layer

Installation : DropLoc

30-year residential structural warranty

OLYMPUS

ENGINEERED
HARDWOOD




HERMES / 2083-L05-BYE




Hermes
2083-L05-BYE



Zeus
2083-L05-XXF



Hera
2083-L05-C2Z



Poseidon
2083-L05-P2Z



Athena
2083-L05-BJH

PRODUCT INFORMATION

Visual Look : Natural Wood

Dimensions : 7 1/16" x 70 13/16" (180mm x 1800mm)

Planks per box : 7

Boxes/Pallet: 40

Coverage/Box : 24.33 ft² (2.260 m²)

Total thickness : 14 mm (9/16")


Surface : 2.5mm Select European White Oak - Micro V

Finish: Brushed - Protected with UV Cured Acrylic Lacquer

Core: Coniferous Layers

Installation : Floating 5G Click, Glue Down or Nail Down

30-year residential structural warranty



QUICKSTYLE

F l o o r s T h a t S e t U s A p a r t

www.quickstyle.com ♦ 1-800-387-8953 ♦ info@quickstyle.com